

3 Year Curriculum Objective Checklist

Directions: Use this checklist to see what your child previously knows or has recently learned. Do not approach this as a test or call it a test. Strictly use the information collected to know what areas of learning still need to be addressed. It may be best to complete this chart over several small units of time instead of in one sitting. Take your child's lead. Circle or mark the answers that are incorrect and skip any sections which the child is unable to do. Have the appropriate supplies gathered before beginning.

Letters: Give the child a tactile letter. Ask him to state the name and phonetic sound of the letter. Then ask him to correctly form the letter by tracing it. You may want to make a distinction between the errors that occurred: name, phonetic sound, or tracing.

A	B	C	D	E	F	G	H	I	J	K	L	M
a	b	c	d	e	f	g	h	i	j	k	l	m
N	O	P	Q	R	S	T	U	V	W	X	Y	Z
n	o	p	q	r	s	t	u	v	w	x	y	z

Numbers: Give the child a tactile number. Ask him to state the name and trace the number. You may want to make a distinction between the errors that occurred.

0	1	2	3	4	5	6	7
8	9	10	11	12	13	14	15

Information:

Ask the child to write his first name on the line. _____


- | | |
|-------------------------------|-------------------------------------|
| _____ Child knows full name. | _____ Child knows sibling(s)' name. |
| _____ Child knows dad's name. | _____ Child knows mom's name. |
| _____ Child knows town/city. | _____ Child knows state. |

Spatial: Using toys, instruct the child to place the toys in various places in relationship to other toys.

Beside	Next to	Between	Right	First	Bottom	On	Through	Before	After	Top
Behind	In Back	In Front	Left	Middle	Around	Off	Under	Over	Last	

3 Year Curriculum Objective Checklist


Shapes and Colors: Name the color and shape.



Sorting: Point to the shapes that are – ___ Blue

___ Round

___ Small

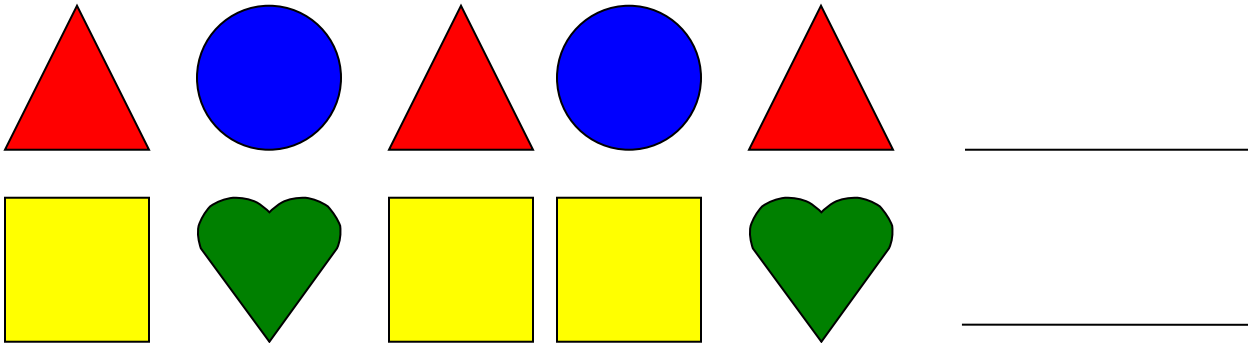


Using a pile of various toys, ask the child to -

___ Find a toy that is heavy.

___ Find a toy that is light.

Patterns: What comes next?



Knowledge: Child can demonstrate knowledge of the following with little to no assistance.

___ # of Bible Stories

___ # of Fingerplays

___ # of Memory Verses

___ # of Songs

___ # Nursery Rhymes

Motor Skills: The child exhibits appropriate skills in the following areas.

___ Fine Motor Skills

___ Gross Motor Skills

For more information check the Development Guides - <http://www.abcjesuslovesme.com/ideas/developmental-guide-3-year>